




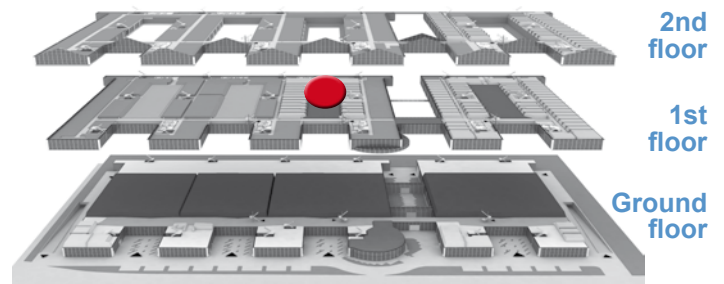
MOC Veranstaltungszentrum München

DETAILS ON ATRIUM 3

Areas / rooms	Area in qm	 Theater	 Classroom	 Banquet
Atrium 3	1,285 m ² gross 700 m ² usable	1,000	380	540

This neutral ambiance made of steel and glass is full of natural light. This makes Atrium 3 especially prestigious and enhances every event. Create your individual exhibit and catering spaces.

Directly adjacent to Atrium 3 are 21 ready-to-use show and breakout rooms.



Technical data	
Size	<ul style="list-style-type: none"> Total floor area 1,285 m²
Show and breakout rooms	<ul style="list-style-type: none"> 21 adjoining rooms with a total of 2,173 m² gross
Supporting structure	<ul style="list-style-type: none"> Steel composite structure Some t-beams
Floors	<ul style="list-style-type: none"> Tiled marble floor
Room height	<ul style="list-style-type: none"> Approx. 9.00 m, maximum usable height 6.00 m
Ceilings	<ul style="list-style-type: none"> Steel and glass construction Ceiling suspensions are possible upon request Suspensions must be installed by authorized service partners of MOC
Load capacity	<ul style="list-style-type: none"> Floor load max. 500 kg/m² Trolleys must be fitted with plastic or rubber wheels to avoid damage Metal wheels or casters are not permitted
Communication	<ul style="list-style-type: none"> Connections possible via floor ducts Telephone (optional) Fax (optional) IP connection (optional) W-LAN for organizers (optional)
Electrical installation	<ul style="list-style-type: none"> Outlets via floors ducts
Indoor climate	<ul style="list-style-type: none"> Ventilation system Cooling: 10 °C below outside temperature
Lighting	<ul style="list-style-type: none"> Ceiling and spotlights 300 Lux
Public address/ sound system	<ul style="list-style-type: none"> For announcements Can be isolated to specific areas

Technical data	
Sanitary Facilities	<ul style="list-style-type: none">■ One WC area per section, with separate facilities for handicapped
Water connection	<ul style="list-style-type: none">■ Sanitary connections are located in the front and rear atrium area and can be installed upon request
Access and loading	<ul style="list-style-type: none">■ The freight elevator and self-operated lifts can be used in the delivery zones on the ground floors and on the 2nd floor for the delivery of heavy and bulky goods■ The passage to the atrium is 2.10 m wide and 2.00 m tall■ The freight elevator must be operated by load-lift driver, to be booked for set-up and dismantling times
Dimensions of load lift	<ul style="list-style-type: none">■ Height: 2.60 m■ Inside cabin width: 3.00 m■ Door width: 2.50 m■ Cabin depth: 5.37 m■ Capacity: 8,000 kg
Dimensions self-operated lift	<ul style="list-style-type: none">■ Height: 2.50 m■ Inside cabin width: 2.00 m■ Door width: 1.10 m■ Cabin depth: 2.50 m■ Capacity: 2,400 kg
Fire Protection	<ul style="list-style-type: none">■ Between the show and breakout rooms and the inside area available for stand building, a fire protection strip 4 meters in width must be kept clear; this is also the escape/rescue route. Stand covers and canopies are not permitted in the atrium for fire protection reasons.