


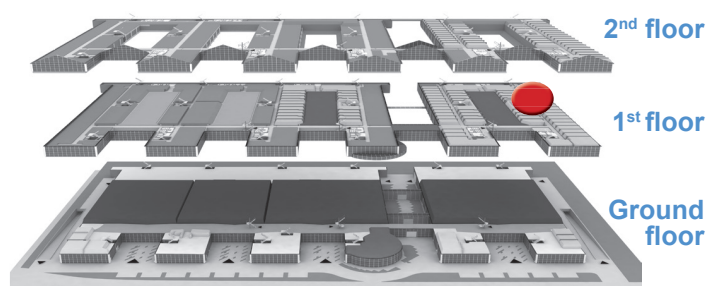


# MOC – Event Center Messe München

## DETAILS ON SHOW/BREAKOUT ROOMS IN ATRIUM 4 ON THE 1<sup>st</sup> FLOOR

Spaces/rooms	Floor space in m <sup>2</sup>	 Theater	 Classroom	 Banquet
<b>Show/breakout rooms Atrium 4 on 1<sup>st</sup> floor</b>	57 rooms with 4,994 m <sup>2</sup> gross	*	*	* *see overview

57 show and break-out rooms available for immediate use are located directly next to Atrium 4. Additional rooms can be directly accessed via the second floor of Atrium 4. Arrive, unpack, start. Our showroom concept is unique within Europe. We offer you a total of 140 show and breakout rooms ranging from 50 to 500 m<sup>2</sup>. You have immediate access to fully equipped rooms with carpeting, lighting, and telephone/electrical outlets. If needed, you can expand your event to include one or both of the neighboring, light-flooded atriums. Our showrooms are well-suited for newcomers. Start small, make it big: benefit from our Start & Succeed offer.



Technical data	
Size	<ul style="list-style-type: none"> <li>57 rooms with 4,994 m<sup>2</sup> gross floor space</li> </ul>
Floors	<ul style="list-style-type: none"> <li>Raw floor: cement screed on noise impact/thermal insulation layers</li> <li>Floor covering: wall-to-wall carpeting, wheelchair compatible, flame retardant</li> <li>Hallways: wall-to-wall carpeting</li> </ul>
Room height	<ul style="list-style-type: none"> <li>The maximum construction height depends on the respective ceiling height. The minimum clearance required to the ceiling is 60 cm.</li> </ul>
Ceiling	<ul style="list-style-type: none"> <li>Suspended acoustic ceilings</li> <li>Integrated ventilation</li> <li>Ceiling suspensions are not possible and not permitted</li> </ul>
Walls	<ul style="list-style-type: none"> <li>Plasterboard on stud frame (walls between showrooms and hallways)</li> </ul>
Windows	<ul style="list-style-type: none"> <li>Partly equipped with sun shades</li> </ul>
Doors	<ul style="list-style-type: none"> <li>Partly steel and glass doors: approx. 1.10 m x 2.10 m</li> <li>Partly doors with glazed portions: approx. 2 m x 2.10 m</li> <li>Partly wooden doors with glass panes: approx. 0.96 m x 2.10 m</li> </ul>
Load capacity	<ul style="list-style-type: none"> <li>Floor load max. 500 kg/m<sup>2</sup></li> <li>Trolleys must be fitted with plastic or rubber wheels to avoid damage</li> <li>Metal wheels or casters are not permitted</li> </ul>
Communication	<ul style="list-style-type: none"> <li>Telephone (optional)</li> <li>IP connection (optional)</li> <li>W-LAN for organizers (optional)</li> <li>Broadband cable connection (optional)</li> </ul>

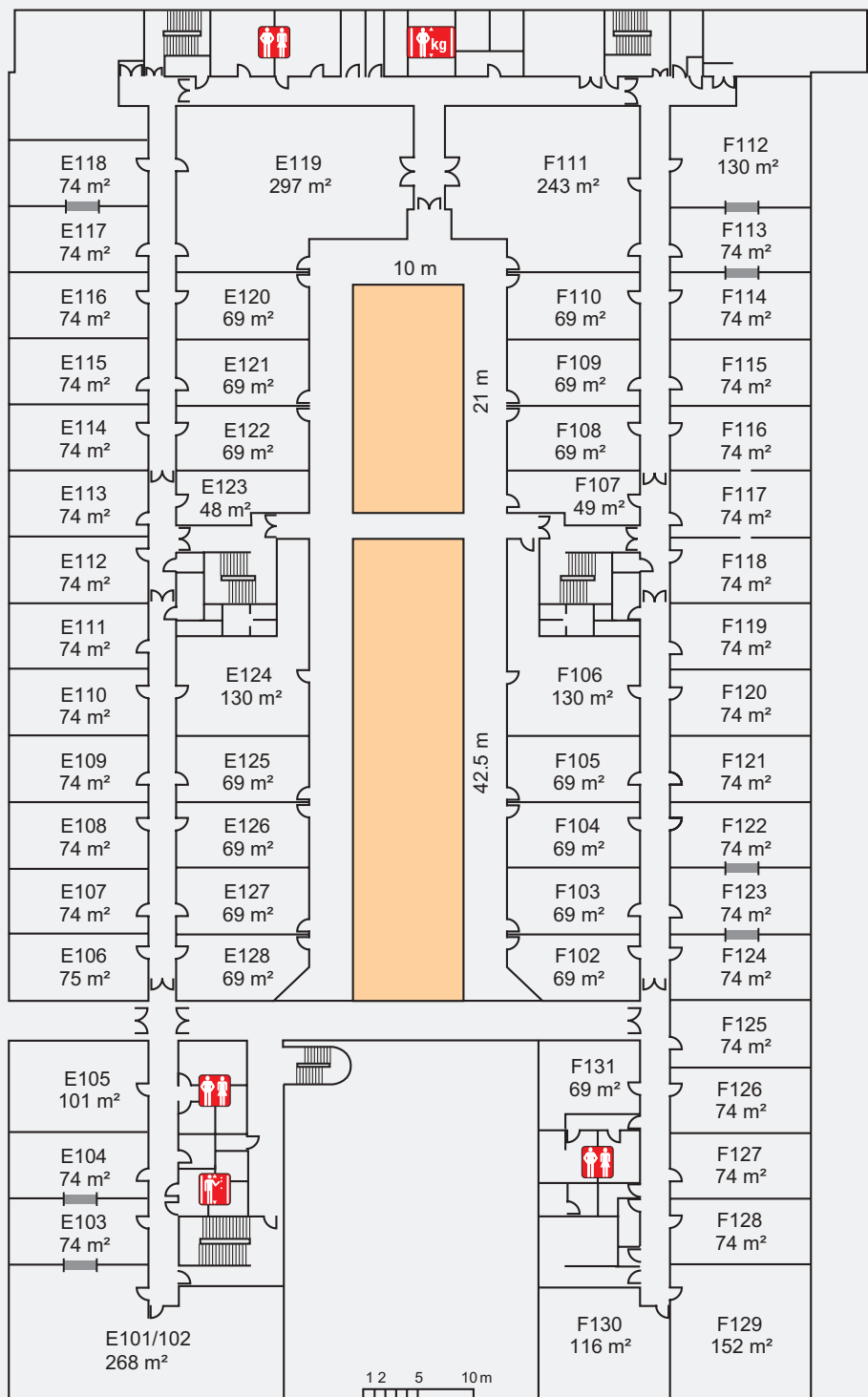
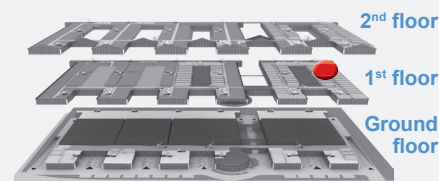
## MOC – Event Center Messe München

# DETAILS ON SHOW/BREAKOUT ROOMS IN ATRIUM 4 ON THE 1<sup>st</sup> FLOOR

Technical data	
Electrical installations	<ul style="list-style-type: none"> <li>Multiple 3-kW outlets in the walls</li> <li>Two separate circuits, max. 6 kW per room</li> <li>Higher output possible on request</li> </ul>
Indoor climate	<ul style="list-style-type: none"> <li>Heating and cooling from separate appliances</li> <li>Cooling: 10 °C under outside temperature</li> </ul>
Lighting	<ul style="list-style-type: none"> <li>Ceiling and spotlights</li> <li>300 Lux</li> </ul>
Public address/ sound system	<ul style="list-style-type: none"> <li>For announcements</li> <li>Can be isolated to specific areas</li> </ul>
Sanitary Facilities	<ul style="list-style-type: none"> <li>One WC area per section, with separate facilities for handicapped</li> </ul>
Water connection	<ul style="list-style-type: none"> <li>Sanitary connections are located in the front and rear atrium area and can be installed upon request</li> </ul>
Access and loading	<ul style="list-style-type: none"> <li>The freight elevator and self-operated lifts can be used in the delivery zones on the ground floors and on the 2<sup>nd</sup> basement floor for the delivery of heavy and bulky goods</li> <li>The passage to the atrium is 2.10 m wide and 2 m tall</li> <li>The freight elevator must be operated by load-lift driver, subject to booking for set-up and dismantling times</li> </ul>
Dimensions of load lift	<ul style="list-style-type: none"> <li>Height: 2.60 m</li> <li>Inside cabin width: 3 m</li> <li>Door width: 2.50 m</li> <li>Cabin depth: 5.37 m</li> <li>Capacity: 8,000 kg</li> </ul>
Dimensions self-operated lift	<ul style="list-style-type: none"> <li>Height: 2.50 m</li> <li>Inside cabin width: 2 m</li> <li>Door width: 1.10 m</li> <li>Cabin depth: 2.50 m</li> <li>Capacity: 2,400 kg</li> </ul>
Fire Protection	<ul style="list-style-type: none"> <li>The emergency exit door facing the aisle leads directly to an escape/rescue route and must be kept clear of fittings and stored goods at all times. The door must be unlocked when persons are present in the room.</li> </ul>

# MOC – Event Center Messe München

## OVERVIEW SHOW/BREAKOUT ROOMS ATRIUM 4, 1<sup>st</sup> FLOOR



Room	Theater	Classroom
E101/102	200	50
E103 – 104	40	34
E105	50	40
E106 – 118	40	34
E119	200	174
E120 – 122	40	34
E123	30	10
E124	70	54
E125 – 128	40	34
F102 – 105	40	34
F106	70	54
F107	30	10
F108 – 110	40	34
F111	200	106
F112	80	60
F113 – 128	40	34
F129	80	60
F130	60	45
F131	30	10
<b>Total: 57</b>	<b>Area: 4.994 m<sup>2</sup></b>	

 WC | 
  Passenger lift | 
  Load lift | 
  removable wall, width 3 m, height 2.12 m

 Theater | 
  Classroom