



# The new B91 motor for FACE automatic doors

## B91


## Datasheet



Model	B9115	B9125	B9125E
Configuration automations	SW70S	SL7A	SL7E
Max Torque	1,8 Nm	2,4 Nm	2,1 Nm
Nominal Power	150	170	195
Supply Voltage	42 Vcc	42 Vcc	42 Vcc
Maximum Speed	1100 rpm	1100 rpm	1100 rpm
Energy Efficiency	up to 75%	up to 75%	up to 80%
Operating Temperature	-15 °C,+50 °C	-15 °C,+50 °C	-15 °C,+50 °C
IP	IP20 (up to IP42)	IP20 (up to IP42)	IP20 (up to IP42)
Dimensions (H x W x P) (mm)	91 x 91 x 42	91 x 91 x 52	91 x 91 x 52
Weight	1,20 Kg	1,45 Kg	1,42 Kg
Certifications	TUV	TUV	TUV


### RELIABLE & EFFICIENT

- 7-year warranty
- Low wear of components and energy consumption with brushless technology




### POWERFUL & COMPACT

- **+34%** torque increase compared to the first-generation series\*
- **+15%** of efficiency enhancement and **+40%** maximum power compared to 1st generation of brushless motors
- Optimized design: more windings in the stator pack, despite slimmer thickness\*\*



### ONE TECHNOLOGY ACROSS ALL AUTOMATIONS

- Equipping **100%** of FACE automation range
- Including redundant emergency version B9125E



\*average torque results obtained testing under the same configurations of RPM and power supply amperage

\*\*for motors B9125 vs B9030



[www.facespa.it](http://www.facespa.it)

**BAU**  
bau-muenchen.com