

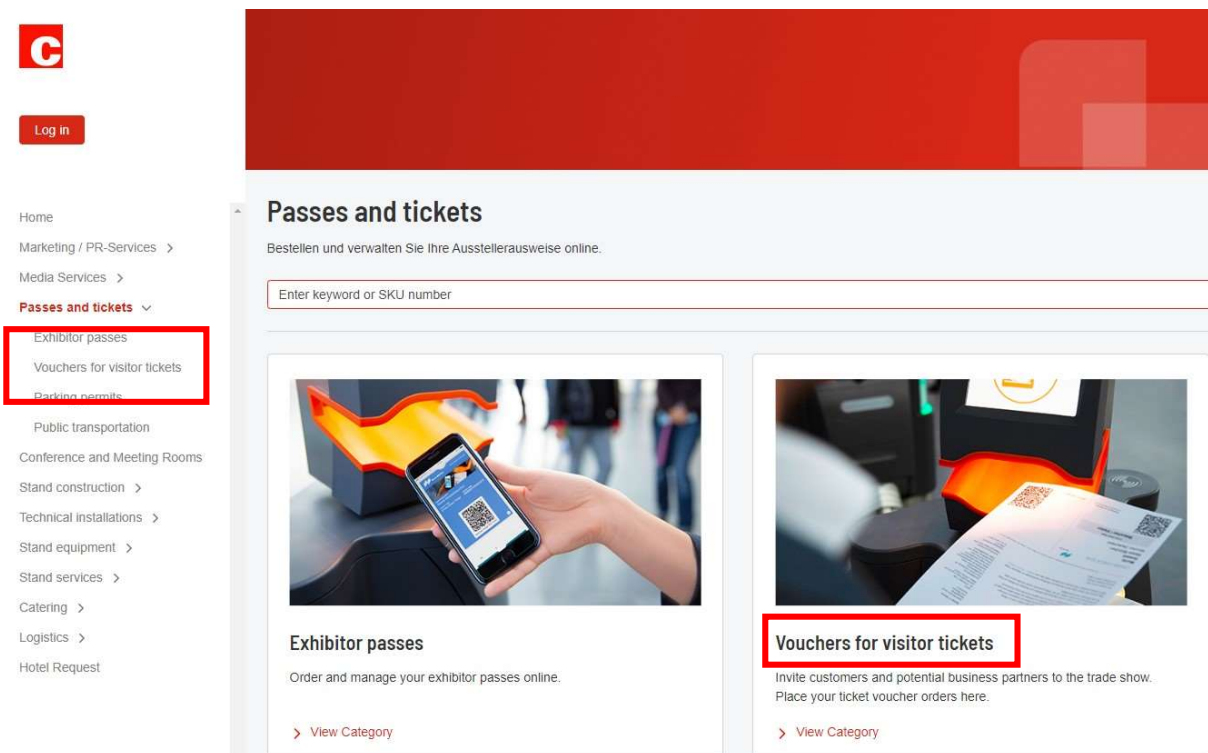
# How to order „1:n vouchers“?

## What is a 1:n Gutscheincode?

A 1:n voucher code can be redeemed multiple times for a ticket.

## Step 1: Log in to the exhibitor shop


First log in to the exhibitor shop of ceramitec 2024 by using your Messe Munich Account. Under „**Vouchers for visitors**“ you will find the category „**Online voucher, day ticket**“




Click on the "**book now**" button to go directly to the ticketing system.

## Step 2: Use Ticketing-System


Under the category „**Vouchers for visitor tickets**“ click „**Order vouchers**“

**Vouchers for visitors**  ?


Invite your customers and potential business partners to the trade show! A professionally organized invitation campaign is simple and yields many advantages: even more booth visitors, enhanced customer loyalty, and the best conditions for intensive networking. Your vouchers will be settled as set out in the leaflet.




**200**  
ORDERED





**1**  
VISITORS INVITED




**1**  
VISITORS REGISTERED

 **Order vouchers**  
Order vouchers for your customers now

 **Managing vouchers and invitations**  
Information about invited visitors and tickets actually used


 **Invite visitors or download the online vouchers as an Excel file**  
Invite customers and potential business partners to the trade show

 **Vouchers ordered**  
Details of your orders for visitor vouchers

Please select the relevant ticket, enter the quantity of the tickets to be redeemed and select the option „1:n code“ under „Ticket model“. The quantity indicates how often the 1:n voucher can be redeemed in total. For ceramitec 2024, the maximum number of redeemed vouchers is 2.000 per code.

Then enter an individual voucher code of your choice in the "registration code" column and click on "Add to cart".

***Please note that the code must not be longer than 20 characters and may only contain certain special characters.***


ceramitec 09.04. - 12.04.2024  
Messe München GmbH | Hall: A5 Booth: 1  
Number of free exhibitor passes: 0
Start Exhibitors

Ordering vouchers - Selection of desired articles

Start → Vouchers for visitors → Ordering vouchers


Selection of desired items

Please enter here the number of vouchers you would like to order. Confirm the number below by clicking on "Add to cart". The billing of vouchers will occur as set out in the leaflet.

Do you have any questions regarding ordering vouchers? Our [User Guide](#) would give you useful tips!

Article	Accounting	Price	Amount	Ticket model	Registration code	Total amount
Online voucher, day ticket	See leaflet	-**	- 1 +	1:n code	sample	-**
						Subtotal
						Total amount
						-**

\*\* Price is not shown here: Billing as set out in leaflet.

 Add to cart

**Please note the following:**

***The 1:n code you have selected can only be ordered once in the specified quantity you defined. A second order with the same 1:n code is not possible.***

Then click on „**Proceed to checkout**“.

In the next step, enter your e-mail address to which the order confirmation should be sent and click on “**Next step**”.

The screenshot shows a web interface for 'Your order'. At the top, there is a breadcrumb trail: 'Start -> Ordering vouchers -> Your order'. Below this is a progress bar with six steps: 1. Shopping cart (checked), 2. Manufacturing (checked), 3. Order info (active), 4. Method of payment, 5. Summary, and 6. Confirmation. The main content area is titled 'Order information' and contains three fields: 'E-mail for order confirmation' with the value 'mara.musterfrau@web.de', 'Language' set to 'English', and 'Contact person' which is empty. At the bottom right, there are three buttons: 'Cancel', 'Previous', and 'Next step'. The 'Next step' button is highlighted with a red box, as is the email input field.

In the following you will see the summary of your order. There you can check the order, the 1:n voucher code and the quantity once again.

If everything is in order, click on „**confirm order**“.

If you would like to make any changes, please click on “**Cancel**” and start the process from the beginning.

Your order has now been successfully completed and you will receive an order confirmation by e-mail.

### **Your order confirmation:**

You will receive the order confirmation by e-mail. In this mail you will find the 1:n registration link as well as the voucher code. You can now copy this link and send it to your customers by using your own invitation mailing.