







## s: 211E Roof exit

Roof exit s: 211 E DA is a high-quality, elegant solution for making a roof or terrace floor practically and discreetly accessible – with dimensions precisely tailored to the local circumstances. The novel design involving an insulated aluminum profile allows the sash to be opened up to 88°. The anodized surface treatment of the aluminum profile is available in any color or colorless. The outer pane of the double- or triple-insulating glass covers the sash profile in such a way as to create an all-glass appearance from the outside. Depending on the design, this all-glass panel is installed flush with the terrace floor



Possible installation types:



- 1 Roof exit element, all-glass with frame construction, view from outside, open casement
- 2 Roof exit element, all-glass with frame construction, view from outside, closed casement
- 3 Roof exit with bolt drive, interior view
- 4 Roof exit with bolt drive, exterior view, sash open and enclosed with glass balustrade
- 5 Roof exit, interior with spindle drive
- 6 Roof exit, all-glass, flush with integrated wooden planking

# s: stebler

printed in  
switzerland



stebler glashaus ag  
kehrer stebler ag  
Südringstrasse 6 | CH-4702 Oensingen  
Fon +41 62 388 42 42 | Fax +41 62 388 42 40  
info@stebler.ch | www.stebler.ch